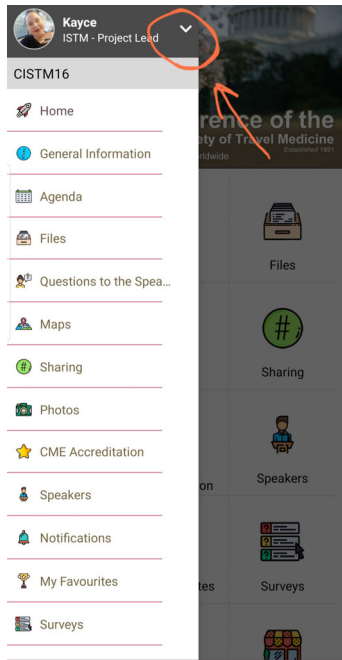


HOW TO—

Changing Password, Editing Account Details



STEP 1:

In the sidebar menu, select the downward facing arrow to be taken to your account page.

You can use this area to change your password, profile picture, and display details.

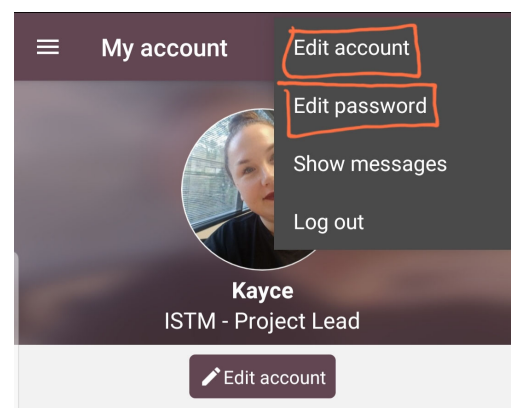
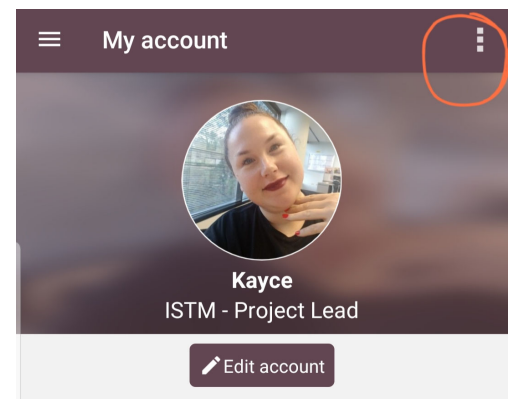
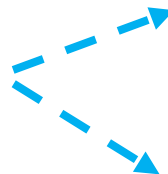


STEP 2:

Use the 3-dot menu in the upper right of the screen to access the profile screen settings.

Select "Edit Account" to edit your account details—NOTE: these will be visible to other signed in users.

Select "Edit Password" to change your password.



STEP 3:

To edit your password, enter it twice and click "save".

A screenshot of the password change form. It has a dark header with a back arrow, the title 'My account', and a 'SAVE' button. Below the header are two text input fields: 'Password' and 'Repeat password'. The 'Repeat password' field is partially obscured by a grey box at the bottom of the image.